

Range
—
ELEGANT



PRICELIST
PURCHASE – EURO

EXPORT
15.02.2022



Range

ELEGANT

ELEGANT is a range that unites the Nordic minimalist and aesthetic expression with timeless materials and stylish design. In this range you have the possibility to mix and match several designs.

Designed by

Carsten Elleby



This range include

Dining tables | Coffee tables
Sideboards | HiFi sideboards
Cabinets

Features



Design elements

Choose between different designs on plates, legs and edgeprofiles.



Custommade

In addition to our many standard sizes we can accommodate special requests.



Wood colours

Choose between more than 10+ different wood colours in both ash and oak.



Sustainable choice

Solid wood furniture can last a lifetime with proper maintenance

Social media

Follow and share with us on Instagram.



@kristensenfurniture | #kristensenfurniture

Online Pricelist- and imagebank

On our sharefile you as a retailer always have access to the newest pricelists and hundreds of high resolution images and videos — **Free to use in your marketing!**




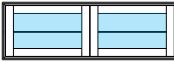

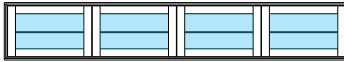


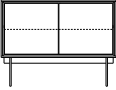
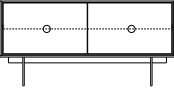

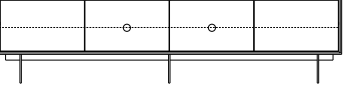
If you do not have an account yet, please contact us and then we will set it up for you!

SHAREFILE


<https://kristensenfurniture.sharefile.com>

PRICELIST

Sideboards & Wall modules

Description + drawing	dimensions (cm)			price (EURO)		
	W	D	H w/w/o legs	Ash*	Oak*	+ price for steel C
ESG01 1 door (right-hinged) on wall w/LED 	42	32	/40			
ESG02 1 door (right-hinged) on wall w/LED 	63	32	/40			
ESG03 2 doors on wall w/LED 	80	32	/40			
ESG04 2 doors on wall w/LED 	122	32	/40			
ESG05 3 doors on wall w/LED 	181	32	/40			
ESG06 4 doors on wall w/LED 	240	32	/40			
ESW01 1 door (right-hinged) w/legs or on wall (ESW01W) 	42	42	60/40			
ESW02 1 door (right-hinged) w/legs or on wall (ESW02W) 	63	42	60/40			
ESW03 2 doors w/legs or on wall (ESW03W) 	80	42	60/40			
ESW04 2 doors w/legs or on wall (ESW04W) 	122	42	60/40			
ESW05 3 doors w/legs or on wall (ESW05W) 	181	42	60/40			
ESW06 4 doors w/legs or on wall (ESW06W) 	240	42	60/40			



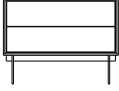
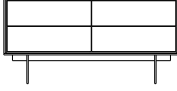

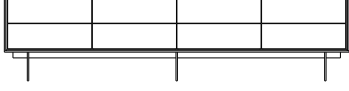


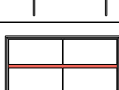
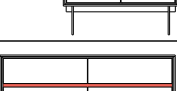

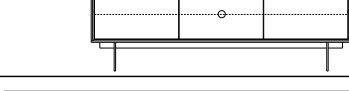
*solid wood and veneer

- Removable shelf inside
- o Cable outlets (with cover)
-  Glass

All wooden fronts are made of solid wood (sandwich construction) and the back wall is veneer.

PRICELIST

Sideboards & Wall modules

Description + drawing	dimensions (cm)			price (EURO)		
	W	D	H w/w/o legs	Ash*	Oak*	+ price for steel C
ESD01 2 drawers w/legs or on wall (ESD01-W) 	42	42	60/40			
ESD02 2 drawers w/legs or on wall (ESD02-W) 	63	42	60/40			
ESD03 2 drawers w/legs or on wall (ESD03W) 	80	42	60/40			
ESD04 4 drawers w/legs or on wall (ESD04W) 	122	42	60/40			
ESD05 6 drawers w/legs or on wall (ESD05W) 	181	42	60/40			
ESD06 8 drawers w/legs or on wall (ESD06W) 	240	42	60/40			
ESS01 1 door, 1 drawer (right-hinged) w/legs or on wall (ESS01W) 	42	42	80/60			
ESS02 1 door, 1 drawer (right-hinged) w/legs or on wall (ESS02W) 	63	42	80/60			
ESS03 2 door, 2 drawers w/legs or on wall (ESS03W) 	80	42	80/60			
ESS04 2 door, 2 drawers m/ben el. væghængt (ESS04W) 	122	42	80/60			
ESS05 3 door, 3 drawers w/legs or on wall (ESS05W) 	181	42	80/60			
ESS06 4 door, 4 drawers w/legs or on wall (ESS06W) 	240	42	80/60			

 Detail in the same color as the legs

 Removable shelf inside

 Cable outlets (with cover)

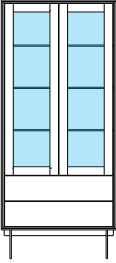
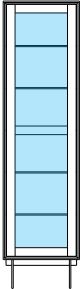
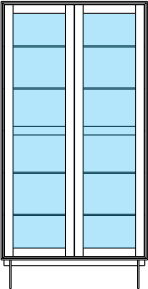
*solid wood and veneer

All wooden fronts are made of solid wood (sandwich construction) and the back wall is veneer.

PRICELIST

Cabinets & Wall modules



Description + drawing	dimensions (cm)			price (EURO)		
	W	D	H w/w/o legs	Ash*	Oak*	+ price for steel C
<p>ECD01 2 doors, 2 drawers w/legs or wallmounted (ECD01W), w/LED, w/3 glass shelves</p> 	80	42	180/160			
<p>ECG01 1 door (right-hinged) w/legs or wallmounted (ECD01W), w/LED, w/5 glass shelves</p> 	53	42	200			
<p>ECG02 2 doors w/legs, w/LED, w/5 glass shelves</p> 	102	42	200			

 Glass

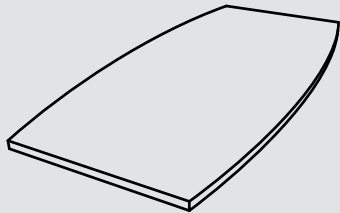
*solid wood and veneer

All wooden fronts are made of solid wood (sandwich construction) and the back wall is veneer.

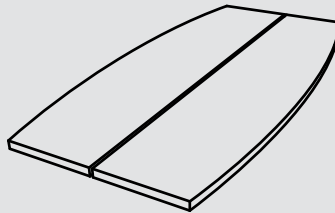
INFO

Top plates & Edge profiles

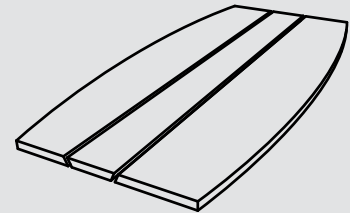
Top plates



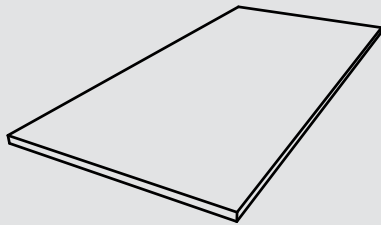
Barrel-shaped plate: **L53**



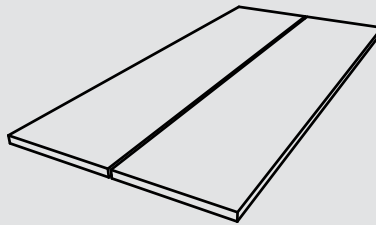
Barrel-shaped plate (split in 2):
L59*



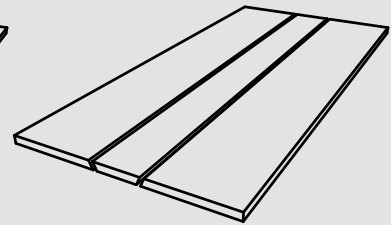
Barrel-shaped plate (split in 3):
L55*



Rectangular plate:
L57



Rectangular plate (split in 2):
L58*



Rectangular plate (split in 3):
L56*

*Split plates

Edge profiles in the middle

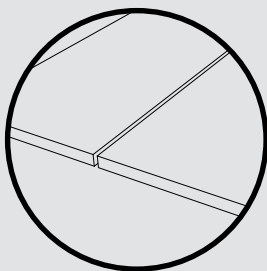


Plate **L58** and **L59** is split in 2 with a straight edge profile.

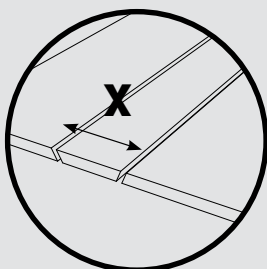


Plate **L55** and **L56** is split in 3 with a 65 degree edge profile in the middle

Distance X = 23 cm on dining tables

Edge profiles



#1 - Harlekin
The edgeprofile is on all sides.



#2 - Arched
The edgeprofile is on all sides.



#4 - Straight
The edgeprofile is on all sides.



#R - Natural curved
The edgeprofile is only on the long sides.




#D - 65 degree
The edgeprofile is only on the long sides.

INFO

Table legs

Table legs



Buckleg: J

Material: wood

Leg dim. on coffee tables

L130-150: 5x10 cm

Leg dim. on dining tables

L170-200: 5x10 cm

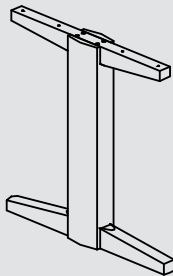
Leg dim. on dining tables

L230-290: 5x13 cm



Soft-X leg: G

Material: wood



Pillarleg: PL

Material: wood

Leg dim. on coffee tables

L130-150: 7,2x10 cm

Leg dim. on dining tables

L170-200: 9x12 cm

Leg dim. on dining tables

L230-290: 10x14 cm

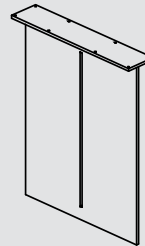


Plate leg w/split: KS

Material: steel

Leg dim. on coffee tables

L130: 1x40 cm

Leg dim. on coffee tables

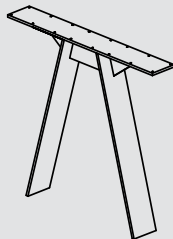
L140-150: 1x45 cm

Leg dim. on dining tables

L170-230: 1x48 cm

Leg dim. on dining tables

L260-290: 1x55 cm



Buckleg: I

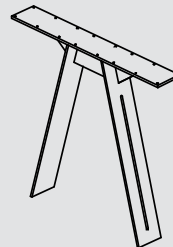
Material: steel

Leg dim. on coffee tables

L130-150: 1x9 cm

Leg dim. on dining tables

L170-290: 1x12 cm



Buckleg w/ split: IS

Material: steel

Leg dim. on coffee tables

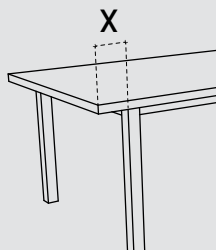
L130-150: 1x9 cm

Leg dim. on dining tables

L170-290: 1x12 cm

Distance

Table end to leg



Distance X from table end to leg

= 23 cm on dining tables

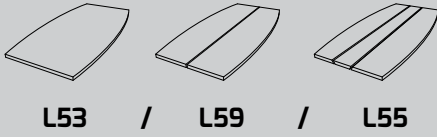
Distance X from table end to leg

= 15 cm on coffee tables

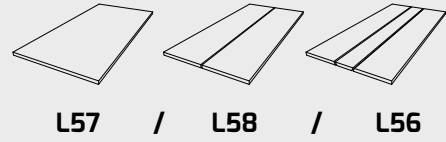
PRICELIST


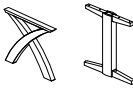


Dining tables

Tables w/barrel-shaped plate



Tables w/rectangular plate

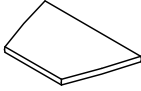
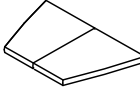


Price (EURO); dining table H74 cm								
	 Leg J (wood)		 Leg G / PL (wood)		 Leg KS / I / IS (steel A or B)		 Leg KS / I / IS (steel C)	
	Ash	Oak	Ash	Oak	Ash	Oak	Ash	Oak
170x100								
size no. 07								
200x105								
size no. 09								
230x110								
size no. 11								
260x115								
size no. 13								
290x120								
size no. 15								
170x90								
size no. 07								
200x100								
size no. 09								
230x100								
size no. 11								
260x105								
size no. 13								
290x110								
size no. 15								

Item number = plate + size no. + leg (eg. L5315-J)

PRICELIST

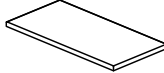
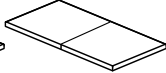
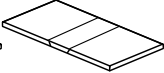
Leaves for dining tables

		Price (EURO); leaf	
			
		L53 /	L59 /
		Ash	Oak
50x100			
size no. 00			
50x105			
size no. 01			
50x110			
size no. 02			
50x115			
size no. 03			
50x120			
size no. 04			

Item number = plate + size no (eg. L5304)

NB:

The measurements on the barrel-shaped leaves are only for guidance, because the leaf will be adjusted to fit the curves of the top plate.

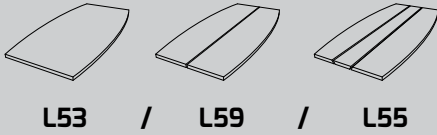
		Price(EURO); leaf		
				
		L57 /	L58 /	L56
		Ash	Oak	
50x90				
size no. 00				
50x100				
size no. 01				
50x105				
size no. 02				
50x110				
size no. 03				

Item number = plate + size no (eg. L5703)

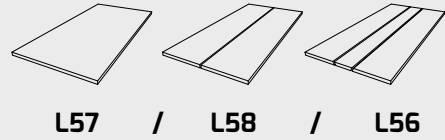
PRICELIST

Coffee tables

Tables w/barrel-shaped plate



Tables w/rectangular plate



Price (EURO); coffee table H45 / H50 cm

	leg J (wood)		leg G / PL (wood)		leg KS / I / IS (steel A or B)		leg KS / I / IS (steel C)	
	Ash	Oak	Ash	Oak	Ash	Oak	Ash	Oak
130x75 size no. 50								
140x85 size no. 51								
150x90 size no. 52								
130x70 size no. 50								
140x80 size no. 51								
150x85 size no. 52								

Item number = plate + size no. + leg (eg. L5350-J)

**Images for guiding purpose only!**

The wood structure and colour will vary from ash and oak.

We therefore recommend using the wood samples/exhibition furniture to get a more accurate impression.

WOOD COLOURS



ASH C3 / OAK C3
Lacquered

We treated this wood with lacque.

C3 are only made for products without patination.



ASH C4 / OAK C4
Natural oiled

We treated this wood with our 'Natural oil'.



ASH C6 / OAK C6
White oiled

We treated this wood with our 'White oil'.



ASH C8 / OAK C8
Soaped

We treated this wood with soap.



ASH C11 / OAK C11
Dark grey oiled

We treated this wood with our 'Black oil'.



ASH C12 / OAK C12
Antique brown oiled

We treated this wood with our 'Antique brown oil'.



ASH C13 / OAK C13
Light grey oiled

We treated this wood with our 'Light grey oil'.



ASH C14 / OAK C14
Black stained & oiled

We treated this wood with black stain, and treated it with a wax oil.

C14 is for legs and storage furniture only!



ASH C15 / OAK C15
Mocca brown oiled

We treated this wood with our 'Mocca brown oil'.



ASH C16
Warm white oiled

We treated this wood with our 'Warm white oil'.

C16 is only for ash



ASH C20 / OAK C20
Grey brown oiled

We treated this wood with our 'Grey brown oil'.



ASH C44 / OAK C44
Black matt lacquered

We treated this wood with black stain, and treated it with matt lacque.

C44 is only for plates and can only be made for products without patination.



For more information about maintenance, please visit our website:
WWW.KRISTENSEN.COM



We also offers our own repairoils for our products
- contact us if you need a pricelist.

WOOD FINISH



UP

Without patination

The wood is planned and sanded to achieve a smooth surface.

With few and smaller knots.

Storage furniture can only be made with this finish!




SC

Soft Cracks

Naturally occurring cracks are made more visible which gives a rustic look with cracks in the surface.

May contain more and larger knots.



RL

Raw Look

We brush off the layer of softer wood which gives a look of wood that has been roughened by natural wear.

May contain more and larger knots.




FK

Filled Knots

The knots are filled and the wood is planned and sanded to achieve a smooth surface.

Only for OAK!


STEEL COLOUR & FINISH



A

Industrial steel

Industrial steel has a raw and matte appearance with shades of colors emerged during casting.



B

Black painted steel

Black painted steel has a graphical and simple look, that fits nicely in most homes.






C

Brushed stainless steel

Brushed, stainless steel has an elegant appearance with a uniform finish created by hand.

Extra cost!

SPACERS



The spacers between the planks will be same material/finish as you choose the legs to be.

ORDER GUIDE

Dining tables

Customer: _____

1 | Select top plate (2 X)



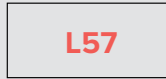
Barrel-shaped



Barrel-shaped (split in 2)



Barrel-shaped (split in 3)



Rectangular



Rectangular (split in 2)



Rectangular (split in 3)

No leaf

1x Leaf

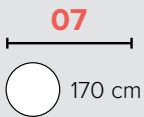
2x Leaves

1x Veneer leaf

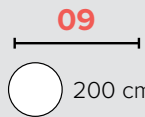
2x Veneer leaves



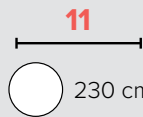
2 | Select length (1 X)



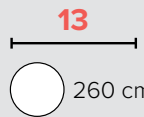
170 cm



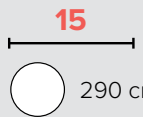
200 cm



230 cm



260 cm

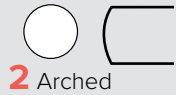


290 cm

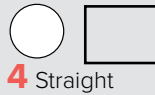
3 | Select edge profile (1 X)



1 Harlekin



2 Arched



4 Straight



R Natural curved



D 65 degree

4 | Select top plate colour (2 X)



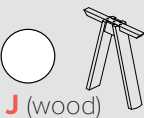
Ash

Oak

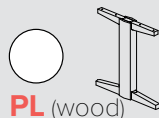
5 | Select top plate finish - It is only possible to select one finish (1 X)



6 | Select legs (1 X)



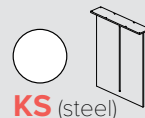
J (wood)



PL (wood)



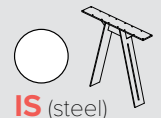
G (wood)



KS (steel)



I (steel)



IS (steel)

7 | Select leg colour (1 X)



ORDER GUIDE

Coffee tables

Customer: _____

1 | Select top plate (1 X)



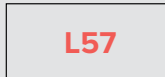
Barrel-shaped



Barrel-shaped (split in 2)



Barrel-shaped (split in 3)



Rectangular


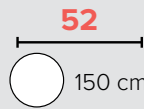
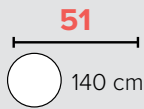
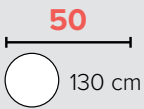


Rectangular (split in 2)

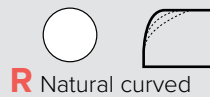
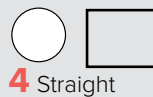


Rectangular (split in 3)

2 | Select length and height (2 X)



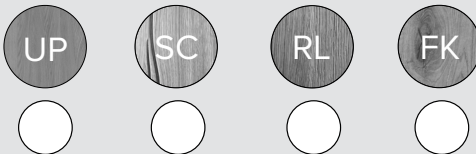
3 | Select edge profile (1 X)



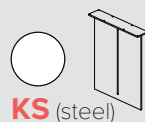
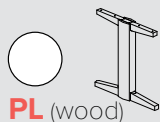
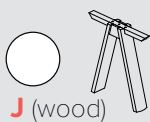
4 | Select top plate colour (2 X)




5 | Select top plate finish - It is only possible to select one finish (1 X)



6 | Select legs (1 X)



7 | Select leg colour (1 X)



CONTACT

CUSTOMISED TABLES

We are able to produce all our table types in special sizes. Furniture in special sizes requires special handling both in terms of manual handling, new drawings, machine settings and packaging. We therefore include a sur-charge for products in special sizes, whether the product will be larger or smaller. If you want a table in a smaller size e.g, the price is added 15% on the price of the nearest standard size.

Contact us for more information!

Agent, Norway

Paal Stenvaag

—

✉ post@mobelpaal.no

☎ +47 926 18 628

Agent, Finland

Jokko Salmevaara

—

✉ jokko.salmevaara@boknas.fi

☎ +358 401 958 886

Agent, Sweden

Mikael Deragården

—

✉ mikael@deragarden.com

☎ +46 0702 115 125

Agent, UK

Brendan Brett

—

✉ kristensen@theukagency.co.uk

☎ +44 77 34 265 599

Head office, Denmark

PHONE:

+45 75470303

WEBSITE:

www.kristensen.com

MAIL:

kristensen@kristensen.dk

ORDER MAIL:

order@kristensen.dk

CLAIMS:

claim@kristensen.dk

FAX:

+45 75470304

ADDRESS:

Kristensen & Kristensen A/S
Storstrømsvej 44
6715 Esbjerg N
DK - Denmark

TERMS & CONDITIONS

—

Can be sent via email by
request – contact:

kristensen@kristensen.com

